

# STOW N' FLOW-5G

## Product Specifications



Patent Pending Design

**STOW N' FLOW-5G**  
 5 Gallon Chemigation Reservoir  
 Part # 3400FEF-ETC5G includes 1 Feeder  
 Part # 3400FE-ET5G Tank Only

*Less Water*

*Fewer Chemicals*

*Better Results!*



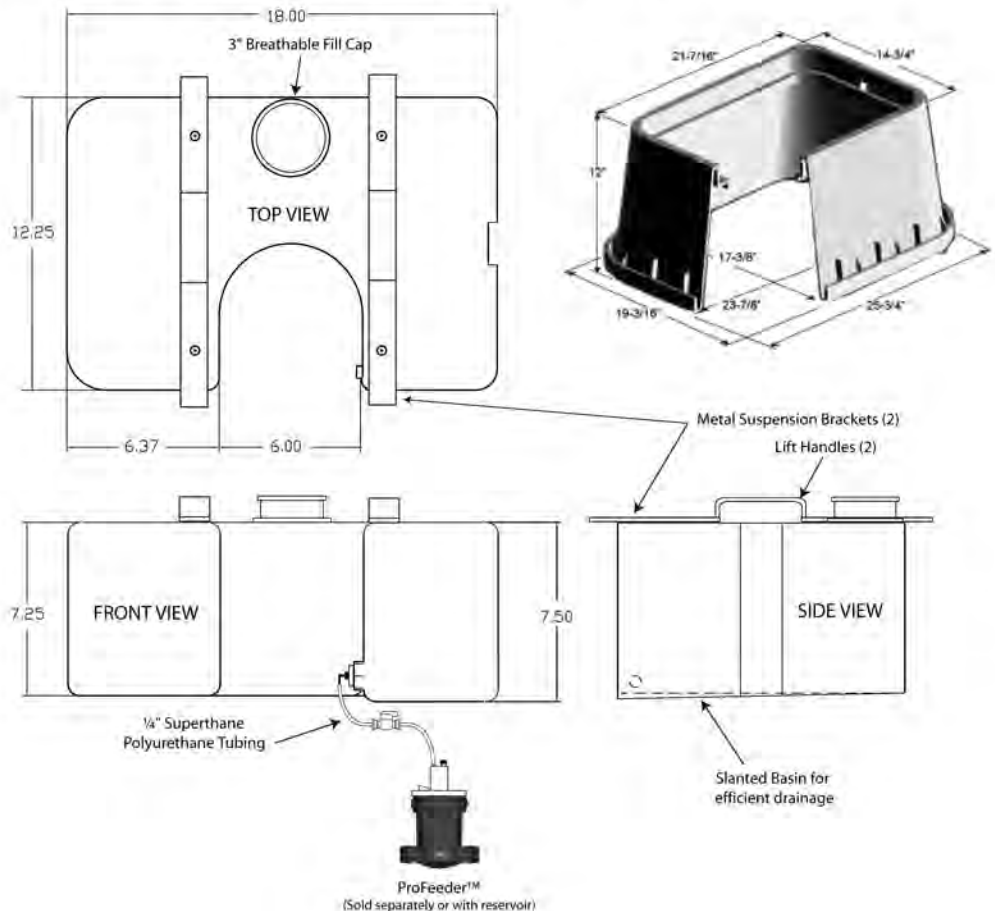
© Fertile Earth 2006  
 9384 South 670 West  
 Sandy, UT 84070  
 1.877.88.EARTH  
 sales@fertileearth.com  
 www.fertileearth.com

### Product Description

The STOW N' FLOW 5G is a 5 gallon fertigation reservoir that incorporates a unique patent-pending hideaway design. The STOW N' FLOW 5G installs directly into a Carson Jumbo Valve Box (Carson Model 1220) that is hidden in a landscape. The internal reservoir's horseshoe design and easy-lift handles facilitate quick access to the Fertile Earth ProFeeder™ installed beneath the reservoir. The STOW N' FLOW 5G is available stand alone or bundled with the Fertile Earth ProFeeder, our revolutionary fertigation device. Call Fertile Earth for details.

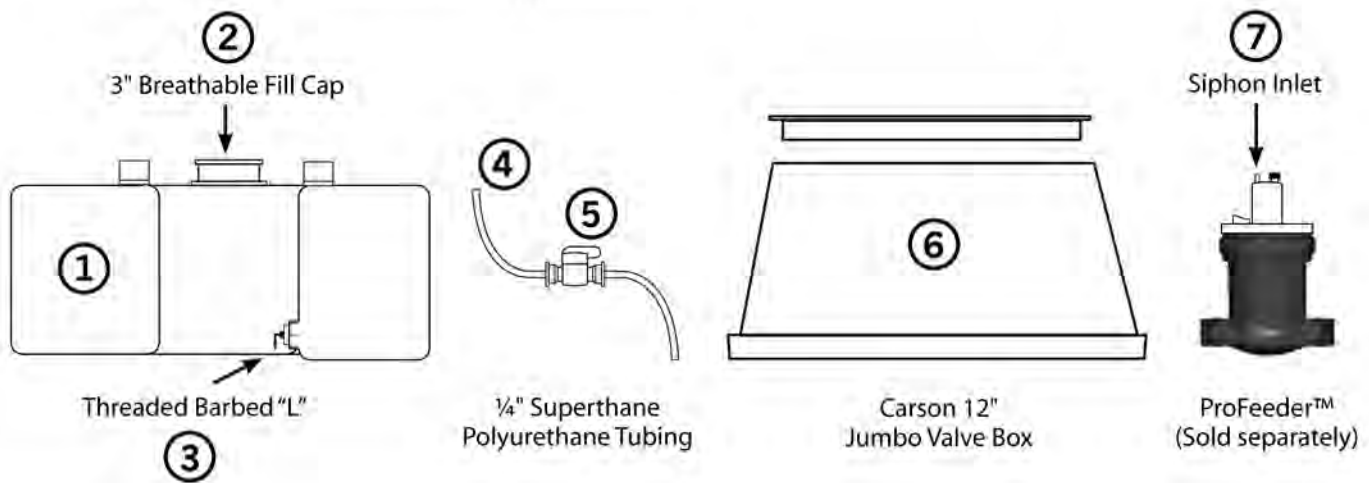
### Product Specifications

- **Applications** Storage of liquid materials for fertigation & chemigation
- **Reservoir Dimensions** 12.25" W x 18" L x 7.25" H
- **Reservoir Capacity** 5.2 U.S. Gallons
- **Material Construction** High-Density Polyethylene, metal suspension braces
- **Exit Port** Threaded barbed "L"
- **Hose** 12" of 1/4" clear Superthane® Polyurethane Tubing with on/off valve
- **Fill Cap Size** 3" breathable cap
- **Valve Box Included** Carson 12" Jumbo Valve Box & Lid (Carson Model 1220)
- **Valve Box Dimensions** 19.1875" W x 25.75" L x 12" H
- **Average Fertigation Coverage** Up to one acre
- **Accessories** Fertile Earth ProFeeder™, bolt down lock kit, valve box extension

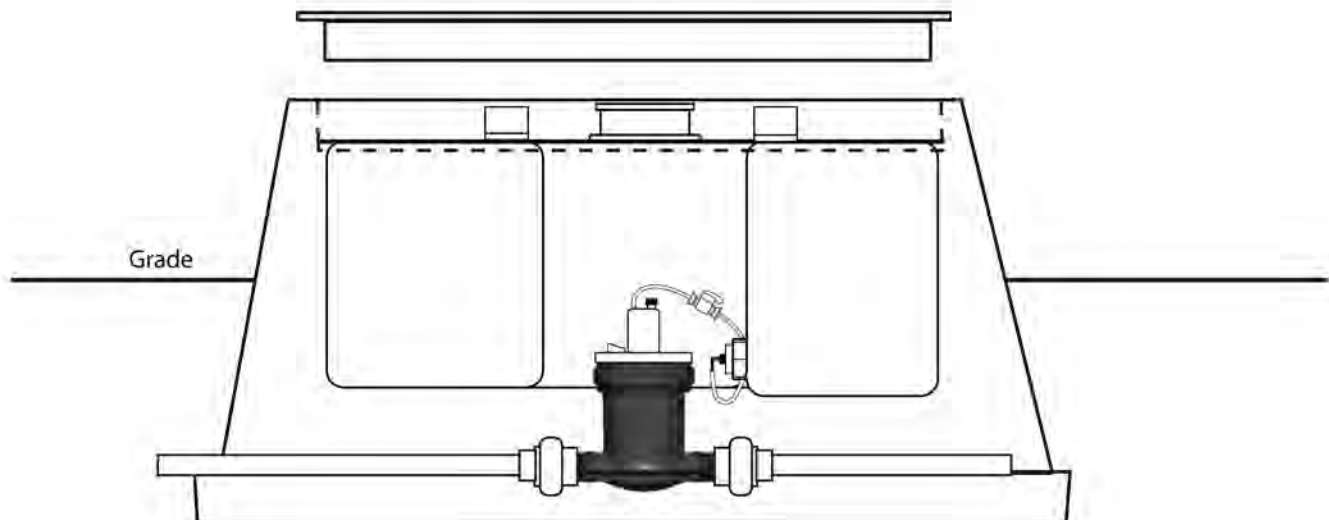


ProFeeder™  
 (Sold separately or with reservoir)

## Stow N' Flow 5G Installation Supplement



- A** Connect the included clear tubing (4) to the barbed end of the threaded barbed "L" (3).
- B** Turn the ball valve (5) to the OFF position.
- C** Attach the other end of the clear tubing to the ProFeeder Siphon Inlet Port (7).
- D** Pour a minimum of 2 gallons of Fertile Earth Pro-Series Formula into the 5G Reservoir (1) through the top reservoir inlet (2).
- E** Turn the ball valve (5) to the ON position.
- F** Proceed to the Priming Instructions as follows:
- With the 5G reservoir (1) above the injector, press and hold down the RED button on the Siphon Cap. The fertilizer should flood the tube and begin filling the siphon cap as shown below. Place the 5G reservoir (1) inside the valve box.
- PROPER PRIMING* The siphon cap works like a medical IV device. You should see a constant drip while the system is running. For best results, make sure the clear area Siphon Cap cylinder is at least half-full of liquid and that all connections are snug and air-tight.
- G** Note: Always leave the base of the injector exposed under the valve box. You may want to put gravel or some other coarse material under the injector to prevent dirt from collapsing around the injector or use a Carson Jumbo Valve Box Extension to increase the depth of the valve box.
- H** Backfill around the outside of the valve box as needed. An optional locking bolt is available from Carson if you are concerned about the security of the box.
- I** Fill the 5g Reservoir (1) with up to 5 gallons of Fertile Earth Pro-Series Formula.



# PRODUCT WARRANTY INFORMATION



## WARRANTY & DISCLAIMER

Fertile Earth warrants to the initial purchaser of this product that it will be free from defect in material or workmanship under normal intended use for a period of two years from the date of purchase. This limited warranty is not transferable. This limited warranty does not include those parts which fall under standard regular maintenance of an irrigation system including as set forth in the Fertile Earth product instructions. The remedy under this limited warranty is limited to repair or replacement, at Fertile Earth Corporation's option, of the defective parts of the warranted product. Repair or replacement of a part does not extend the warranty beyond the initial warranty period. This is the only warranty applicable to the product. To the fullest extent allowable by law, the duration of any implied warranty applicable to the product is limited to the two year duration of this express warranty.

## LIMITATION OF LIABILITY

TO THE FULLEST EXTENT ALLOWED BY LAW, THE FOREGOING WARRANTY AND REMEDIES ARE EXCLUSIVE AND ARE IN LIEU OF ALL OTHER WARRANTIES, TERMS OR CONDITIONS, EXPRESS OR IMPLIED. THIS LIMITED WARRANTY DOES NOT APPLY TO CONDITIONS RESULTING FROM IMPROPER INSTALLATION, MISUSE, ABUSE, AND FAILURE TO FOLLOW DIRECTIONS FOR USE, UNAUTHORIZED MODIFICATIONS, NEGLIGENCE, ACCIDENT, HAZARD, ACTS OF GOD, OR THE LIKE. TO THE FULLEST EXTENT ALLOWED BY LAW, FERTILE EARTH ALSO EXCLUDES FOR ITSELF AND ITS SUPPLIERS ANY LIABILITY, WHETHER BASED IN CONTRACT OR TORT (INCLUDING NEGLIGENCE), FOR DAMAGE TO TURF, PLANTS OR LANDSCAPE, FOR INCIDENTAL, CONSEQUENTIAL, INDIRECT, SPECIAL OR PUNITIVE DAMAGES OF ANY KIND, FOR LOSS OF REVENUE OR PROFITS, BUSINESS INTERRUPTION AND LIMITS ITS LIABILITY TO REPLACEMENT, REPAIR OR REFUND OF THE PURCHASE PRICE PAID, AT FERTILE EARTH'S OPTION.

Some countries, states or provinces do not allow the exclusion or limitation of implied warranties or the limitation of incidental or consequential damages for certain consumer products, so the above limitations or exclusions may not apply to you. This warranty gives you specific legal rights that may vary depending on local law.

# CONTACT INFORMATION

Fertile Earth Corporation  
9384 South 670 West  
Sandy UT 84070

EMAIL [sales@fertileearth.com](mailto:sales@fertileearth.com)  
WEB [www.FertileEarth.com](http://www.FertileEarth.com)

PHONE 801.676.0888  
TOLL FREE 877.88.EARTH  
FAX 801.676.0892